



# RECEPTION CLASS PARENT HANDBOOK

2026 - 2027

# WELCOME FROM THE HEADTEACHER

Bridge Learning Campus is a fantastic learning environment for the children of Hartcliffe and South Bristol. We are a mixed all-through academy for pupils aged 3-16. Our primary phase regularly achieves some of the best reading, writing and maths results in Bristol and our secondary phase is rapidly improving to match this success.

Bridge Learning Campus is a school with a strong inclusive ethos. We welcome all students, and we do everything we can to help them succeed. Our ambitious, knowledge-rich curriculum shows our high expectations for every student and prepares them well for the next stage of education and the workplace. We also have a strong academic and pastoral support programme. All our students know that teachers and support staff care deeply about them as individuals and want them to succeed.

We are proud to serve the diverse Hartcliffe community. We know our families well and they trust us to work with them to give their children the best possible start in life. We also have strong safeguarding systems to keep all our students safe and to teach them how to keep themselves safe away from the school.

We are the popular choice for parents in our community. Consequently, we are oversubscribed in all year groups from Early Years to Year 11.

If you are considering Bridge Learning Campus for your child, then I strongly recommend you visit the school for one of our open events or contact our admissions team to arrange a tour with myself or a senior member of staff. I am confident that, during your visit, you will notice a warm, safe, caring atmosphere with high-standards and children and staff enjoying working together for success.



**DANNY  
McGILLOWAY**  
Headteacher



## WELCOME TO RECEPTION

We are looking forward to welcoming you and your child into our Red and Blue Class this year.

## HOW WILL WE BE LEARNING?

In Reception, which is part of the Early Years Foundation Stage, we do most of our learning through play and exploration. This is based on a skills curriculum called Curriculum with Unity Schools Partnership (CUSP). The CUSP Early Years Foundation Curriculum offers a clear, carefully sequenced set of skills developed and personalised through play. Story time and guided activities are designed to build children's knowledge, vocabulary and early learning skills ready for Key Stage One. In addition we use CUSP for Maths and a bespoke programme for writing.

We also have more formal teaching sessions, where your child will take part in class work on the carpet, or in a group session with their teacher and their teaching assistant. We collect observations on your child's learning through play. This helps to inform what opportunities for learning your child will need next, and supplies all staff with important information about how they are currently learning.

## WHAT STAGE WILL YOUR CHILD BE WORKING AT BY THE END OF THE YEAR?

At Bridge Learning Campus we treat every child as an individual and as such they have their own learning journey throughout their school lives. However, by the end of Reception we aim for most of our learners to have met the Early Learning Goals, in line with the new EYFS Framework. The Early Learning Goals (ELG) are a set of statements that your child is assessed with which cover all aspects of their learning.





At the beginning of each academic year, we dedicate time to get to know your child and their learning journey so far. This is really important so that staff can plan for your child's progress and their needs, including children who have a SEND diagnosis. As the year begins, most children will be working below the ELG expectations although some may already be working at it. The learning in the classroom can then be planned to suit the range of learners. During the end of year assessment, your child will be assessed as either "expected" or "emerging" in relation to the ELG.

### HOME VISITS

Another way we get to know your child, before they even start at school, is by making home visits at the start of September. This is a good opportunity for you to share information about your child that you think will help us to settle and engage them at school.

### INDUCTION

In the first week of the academic year, our Reception teachers will visit you and your child at home to meet your child and to start building the important relationships between home and school.

Following the teacher home visits, your child will be invited to school for a short phased start in September. This allows Early Year Foundation Stage (EYFS) staff to get to know your children, their likes and the way they learn best. Details of the induction will be shared with you before the end of the Summer term. During this time your child may not be assigned a specific class. This is so all EYFS staff can get to know them and we can allocate classes more accurately once we know the children.





# END OF RECEPTION LEARNING EXPECTATIONS:

---

## LISTENING, ATTENTION AND UNDERSTANDING

- When being read to listen and respond to what they hear with relevant questions, comments and actions.
- Make comments about what they have heard and ask questions.
- Hold a conversation when engaged in back-and-forth exchanges with others.

## SPEAKING

- Participate in small group, class and one-to-one discussions, offering their own ideas.
- Offer explanations for why things might happen.
- Express their ideas and feelings about their experiences using full sentences.

## COMPREHENSION

- Demonstrate understanding of what has been read to them by retelling stories.
- Predict key events in stories.
- Use and understand key vocabulary during discussions about stories and during role-play.

## WORD READING

- Say a sound for each letter in the alphabet and at least 10 digraphs, for example, ch, ng, nk.
- Read words consistent with their phonic knowledge (the sounds they have learnt) by blending the sounds, for example c-a-t 'cat'.
- Read aloud simple sentences and books that are consistent with their phonic knowledge.

## WRITING

- Write recognisable letters, most of which are correctly formed.
- Spell words by identifying sounds in them and representing the sounds with a letter or letters.
- Write simple phrases and sentences that can be read by others.

## NUMBER AND NUMERICAL PATTERNS

- Have a deep understanding of number to 10.
- Subitise (recognise quantities without counting) up to 5.
- Automatically recall number bonds up to 5 and some number bonds to 10, including double facts.






- eg,  $0 + 5 = 5$ ,  $1 + 4 = 5$ ,  $2 + 3 = 5$ ,  
 $3 + 2 = 5$ ,  $4 + 1 = 5$ ,  $5 + 0 = 5$ .
- Verbally count beyond 20 and recognise the counting pattern.
- Compare quantities up to 10 in different contexts, recognising when one quantity is greater than, less than or the same as the other quantity.
- Explore and represent patterns within numbers up to 10, including evens and odds, double facts and how quantities can be distributed equally.



## GOOD BOOKS TO BE READING AT HOME:

Reading range of books at home will support your child.





# HOW CAN YOU HELP YOUR CHILD MAKE PROGRESS DURING THEIR RECEPTION YEAR?

## EVERYDAY TIPS FOR HELPING YOUR CHILD LEARN AT HOME:

### ORACY (SPEAKING & LISTENING)

- Encourage your child to talk at home about things they like and the things around them.
- Encourage them to be an active listener and take turns when talking.
- Use a variety of interesting words when talking with them and encourage them to use them too
- If they make mistakes with words, correct them and give other examples.
- Sing and read out loud.

### READING

- Read to your child for at least 5 minutes every night.
- Hear your child read for at least 5 minutes every night- this will start with them talking about pictures in books and their reading skills will develop as the year goes on.
- Use BUG CLUB, which is our online reading e-books, (you will receive details of how to login in September).

### MATHS

- Encourage your children to count the things they see and recognise numbers in the environment.
- Talk about shapes and colours that you see.

### WRITING

To improve small hand skills get them using their hands to build up the dexterity and strength:

- Colouring.
- Play with play dough.
- Use scissors to cut.
- Play with beads.
- Make models from Duplo and other construction materials.





## Primary School Uniform YR - Y6

### Jewellery

- A watch (no smart watches)
- No necklaces or bracelets
- Earrings - a small plain stud
- Jewellery must be removed for PE

### Hair

- Cultural and religious headwear is welcomed and supported.
- Afro-textured hair is recognized as an important aspect of Black staff and pupils' racial, ethnic, cultural, and religious identities.
- The school acknowledges that Afro-textured hair requires specific styling for health and maintenance.
- A wide range of hairstyles are permitted, including:
  - Afros
  - Fades
  - Locs
  - Heat- or chemically-straightened hair
  - Twists
  - Weaves
  - Braids
  - Wigs
  - Cornrows
  - Headscarves and wraps
- Hair accessories such as hairbands, headscarves, and wraps must match school uniform colours:
  - Black, grey, white, or green for pupils up to Year 6

### Book Bag


Book bags for children in Reception to Y3



Bottle green jumper, cardigan or fleece (with or without logo)

Bottle green polo shirt (with or without logo)

Completely black shoes or trainers



White or black socks; flesh coloured or black tights

- Black or grey tailored trousers
- black or grey tailored knee-length shorts
- black knee length skirt
- Pinafore dress



<https://myclothing.com>

### School Uniform Suppliers



<https://www.monkhouse.com>



unisex PE top

Black or navy shorts



Socks - white, navy or black



navy or black joggin bottoms



Trainers

Please contact Reception if you need any help when ordering



# DROPPING OFF AND PICKING UP YOUR CHILD

You must drop off your child at 8.30am and pick your child up at 3:10pm from their classroom door.

Breakfast club provision is later in the year for Reception children and extra information can be provided by the school office.

Appointments – We ask that you try, as much as possible, to book any dentist or doctors appointment after the school day.

Alternative adults picking up – If a different adult is picking your child up please inform the class teacher in the morning or phone the school. This is important as we will not let the child leave without it.

## LATE ARRIVALS

If you arrive late (after 8.35am) please come directly to the main office to sign in the late book.

## ABSENCE

We expect good regular attendance, as not being in school can have a huge impact on learning. But if your child is unwell, staying at home is best. Illnesses can spread very quickly in school! Please contact the office everyday that your child is absent, giving the reason your child is away. If your child has severe diarrhoea and sickness please do not bring them to school for at least 48 hours, after which time they should no longer be contagious.

If your child has been sick or had diarrhoea only once then a period of 24h hours before returning should be followed.

## BEHAVIOUR IN SCHOOL

Bridge Learning Campus is a unique all-through school where children of all ages have the right to learn, all teachers the right to teach, and everyone in school the right to feel safe. We therefore have a collective and individual responsibility to respect others, ourselves, and the environment.

Our fundamental principle is an unconditional positive regard for others. This, combined with rights, responsibilities and routines will produce good behaviour where everyone is able to work effectively and happily. We are an inclusive school and this policy strives to ensure inclusion is at the heart of everything we do.

In order to maintain good order and appropriate behaviour, we recognize the importance of rewards and sanctions. Students' positive behaviour and participation needs to be acknowledged and rewarded; poor behaviour – especially that which interferes with others' learning or that which endangers others – will be discussed between home and school and a way forward found.

In the Reception classrooms, good behaviour for learning is modelled by staff and encouraged with positive praise. There is a behaviour chart to represent this visually, with each child's name on. Every learner starts the day with a green card in

# OUR VALUES



**BUILD**



**RESPECT**



**INSPIRE**



**DARE**



**GRAFT**



**EMPOWER**

Our school family is a community that educates and empowers. Building confidence from the first steps to the next steps.



their named space. If they need to reflect, the green card is replaced with a red, and when they show positive behaviour, they can move to gold and are celebrated.

## BRIDGE VALUES

Everything we do in EYFS is interwoven with our whole-school Bridge Values, **Build, Respect, Inspire, Dare, Graft, Empower.**

Our vision for Reception pupils is to **build** effective communicators, **respectful** friends, **inspired** independent learners,

and **daring** explorers, who **graft** to refine their skills, and are **empowered** to develop their own curiosity and interests in play.

Our Reception team create a warm, engaging and stimulating setting where there is time for each child to form strong attachments, guided by adult modelling and encouragement. The learning environment is carefully planned to reflect children's needs and to stretch them further in their learning. Through all we do we celebrate engaged and enthusiastic pupils who are ready for the challenges of Year 1.



## LUNCHES

All children in Reception are entitled to a free school lunch. They can choose from a school packed lunch or a hot dinner. You can choose to send them in with a packed lunch from home. Please inform the school of any allergies your child might have.

## PROVISIONS:

### WE WILL PROVIDE:

- Fruit for snack time and a carton or glass of milk.

### YOU SHOULD PROVIDE:

- Water as a drink.
- A book bag brought to and from school everyday.
- Velcro shoes.



# HEALTH AND SAFETY

Please make sure we have up to date medical and contact detail information on file.

## JEWELLERY

Stud earrings only should be worn, as anything else can catch easily and be dangerous. All other jewellery is best left at home as we can't be responsible for anything that is mislaid.

## SHOES

Sensible shoes are required for Reception (this includes closed heeled sandals in the

summer). We do not allow flip-flops, Crocs or open heeled sandals which can cause children to trip over.

## SUN CREAM IN SUNNY WEATHER

Please apply sun cream before children come to school. They may bring in sun cream but will have to apply it themselves; staff cannot help apply sun cream.

We also strongly recommend children bring in sun hats when the weather is hot.

No personal toys allowed in school - we thank you for your support.





## ARBOR

We use Arbor as our school MIS & communication system. We ask parents to sign up to the Arbor Parent Portal where you can view e-mails, SMS and In-App messages and be kept up to date about your child's life at school.

The Parent Portal works on Google Chrome (computer or laptop) and you can download the Arbor App from the App Store or Google Play Store on your phone (Android 5.0; iOS 10.0 and upwards). Wait for your welcome email from us telling you Arbor is ready - you won't be able to log in before. For help with logging in please contact the school office. [www.arbor-education.com](http://www.arbor-education.com)

## CLASS DOJO

Throughout the Primary school we use an online platform called 'Class Dojo.' This platform allows us to share videos, provide

information and message families, and allows families to message teachers back. It is a very effective way to create a virtual, learning community.

Throughout Reception you will be able to see aspects of your child's learning and ideas on how you can support your child at home.

Class Dojo is a secure platform, needing a password to access the content available. Each parent and child will have their own personal computer-generated password, which they will need to use to access the community.

You will either be able to access the site via the website [www.classdojo.com](http://www.classdojo.com) or you can download the app which is available for Apple and Android devices.

You will receive a separate letter to sign up for this.





# TIMINGS OF THE SCHOOL DAY

## START:

- Nursery to Year 6 – 8:30 am
- Year 7 to Year 11 – 8:35 am

## END:

- Nursery – 3:00 pm
- Reception to Year 11 – 3:10 pm

# TERM DATES 2026-2027

## TERM 1:

Thursday 3rd September to Friday 23rd October 2026

## TERM 2:

Monday 2nd November to Friday 18th December 2026

## TERM 3:

Monday 4th January to Friday 12th February 2027

## TERM 4:

Monday 22nd February to Thursday 25th March 2027

## TERM 5:

Monday 12th April to Friday 28th May 2027

## TERM 6:

Monday 7th June to Friday 23rd July 2027

# INSET DAYS

- Thursday 3rd September 2026
- Friday 4th September 2026
- Friday 23rd October 2026
- Friday 27th November 2026
- Monday 4th January 2027
- Monday 1st February 2027
- Monday 22nd February 2027
- Monday 15th March 2027:  
**Secondary only**
- Friday 28th May 2027:  
**Primary only**





# CONTACT INFORMATION

---

## ADDRESS:

Bridge Learning Campus,  
William Jessop Way, Hartcliffe,  
Bristol, BS13 0RL

## MAIN TELEPHONE CONTACTS:

Primary 0117 9030356  
Secondary 0117 3534472

## GENERAL EMAIL:

[enquiries@blc.school](mailto:enquiries@blc.school)

## CONTACTS:

**Attendance Team**  
[attendance@blc.school](mailto:attendance@blc.school)

**Special Educational Needs Team**  
[SEN@blc.school](mailto:SEN@blc.school)

**Wellbeing concerns**

[wellbeing@blc.school](mailto:wellbeing@blc.school)

**Compliments or concerns**

[talktous@blc.school](mailto:talktous@blc.school)

**Admissions**

[join@blc.school](mailto:join@blc.school)

## SOCIAL MEDIA:

**Twitter (X)**

[@Bristol\\_BLC](https://twitter.com/Bristol_BLC)

**Instagram**

[@bridgelearningcampus](https://www.instagram.com/bridgelearningcampus)

**Facebook**

[Bridge Learning Campus](https://www.facebook.com/Bridge Learning Campus)





**Bridge Learning  
Campus**