



RECEPTION CLASS PARENT HANDBOOK 2022-2023





Welcome From The Headteacher

Dear Parent/Carer,

We'd like to extend a warm welcome to you and your child from all the staff at Bridge Learning Campus. We are looking forward to having your child(ren) join us this year. We've put together this guide to explain:

- How we will be learning.
- What level your child should be working at by the end of the year.
- How you can help your child make progress.
- Everyday information

We have written this guide to answer some of the questions we know parents have when their child is starting school. The information included is correct during the Summer Term of 2022. If there are any changes, due to the current pandemic, we will keep you informed via the email you provided on the school admissions form.

We look forward to meeting you and working in partnership with you during your child's learning journey at Bridge Learning Campus.

Please do not hesitate to contact the school with any questions.

Mr R Maule
Headteacher





Welcome to Reception

For September, the teacher in Red Class will be Mrs Farrugia and the teacher in Blue Class will be Mrs Fenton who is also our EYFS Lead Teacher.

How will we be learning?

In Reception, which is part of the Early Years Foundation Stage, we do most of our learning through play and exploration. This approach to learning is complimented by our 'Enquiry' based curriculum in which children become different 'States of Being' such as:



Geographers • Scientists • Musicians • Authors • Philosophers • Mathematicians
Artists • Engineers • Historians

We also have more formal teaching sessions, where your child will take part in class work on the carpet or in a group session with their teacher and their teaching assistant. We collect observations on your child's learning through play. This helps to inform what opportunities for learning your child will need next and supplies all staff with important information about how they are currently learning.

What stage will your child be working at by the end of the year?

At Bridge Learning Campus we treat every child as an individual and as such they have their own learning journey throughout their school lives. However, by the end of Reception we aim for most of our learners to have met the Early Learning Goals, in line with the new EYFS Framework. The Early Learning Goals (ELG) are a set of statements that your child is assessed with which cover all aspects of their learning. To read more about the ELG please use the Government web address:

http://assets.publishing.service.gov.uk/government/uploads/system/uploads/attachment_data/file/974907/EYFS_framework_-_March_2021.pdf





What stage will your child be working at by the end of the year?

At the beginning of each academic year, we dedicate time to get to know your child and their learning journey so far. This is really important so that staff can plan for your child's progress and their needs, including children who have an SEND diagnosis. As the year begins, most children will be working below the ELG expectations although some may already be working at it. The learning in the classroom can then be planned to suit the range of learners. During the end of year assessment, your child will be assessed as either "on track" or "not on track" in relation to the ELG.

What is different for this Year

As we know, the current pandemic has changed the way we have lived, worked and socialised over a sustained period of time. For us as a school, we hope to provide our usual home visits to families in September. If this is not possible, we will arrange telephone calls instead. Once all details are confirmed these will be shared with you.

Induction

Following the teacher home visits, your child will be invited into school for a phased start in September. This allows Early Year Foundation Stage (EYFS) staff to get to know your children, their likes and the way they learn best. Again details of the induction will be shared with you before the end of the Summer term.

End of Reception Learning Expectations:

Listening, Attention and Understanding

- When being read to listen and respond to what they hear with relevant questions, comments and actions;
- Make comments about what they have heard and ask questions;
- Hold a conversation when engaged in back-and-forth exchanges with others.

Speaking

- Participate in small group, class and one-to-one discussions, offering their own ideas;
- Offer explanations for why things might happen;
- Express their ideas and feelings about their experiences using full sentences

Comprehension

- Demonstrate understanding of what has been read to them by retelling stories;
- Predict key events in stories;
- Use and understand key vocabulary during discussions about stories and during role-play.

Word Reading

- Say a sound for each letter in the alphabet and at least 10 digraphs, for example, ch, ng, nk;
- Read words consistent with their phonic knowledge (the sounds they have learnt) by blending the sounds, for example c-a-t 'cat';
- Read aloud simple sentences and books that are consistent with their phonic knowledge.




Writing

- Write recognisable letters, most of which are correctly formed;
- Spell words by identifying sounds in them and representing the sounds with a letter or letters;
- Write simple phrases and sentences that can be read by others.

Number and Numerical Patterns

- Have a deep understanding of number to 10,
- Subitise (recognise quantities without counting) up to 5;
- Automatically recall number bonds up to and some number bonds to 10, including double facts, e.g. $0 + 5 = 5$, $1 + 4 = 5$, $2 + 3 = 5$, $3 + 2 = 5$, $4 + 1 = 5$, $5 + 0 = 5$.
- Verbally count beyond 20 and recognise the counting pattern;
- Compare quantities up to 10 in different contexts, recognising when one quantity is greater than, less than or the same as the other quantity;
- Explore and represent patterns within numbers up to 10, including evens and odds, double facts and how quantities can be distributed equally.

Good books to be reading at home: Reading range of books at home will support your child.





How can you help your child make progress during their Reception year?

Everyday tips for helping your child learn at home:

Oracy (Speaking and Listening)

- Encourage your child to talk at home about things they like and the things around them.
- Encourage them to be an active listener and take turns when talking.
- Use a variety of interesting words when talking with them and encourage them to use them too.
- If they make mistakes with words, correct them and give other examples.
- Sing and read out loud.

Reading

- Read to your child for at least 5 minutes every night.
- Hear your child read for at least 5 minutes every night- this will start with them talking about pictures in books and their skills will develop as the year goes on.
- Use BUG CLUB which is our online reading e-books, (you will receive details of how to login in September).

Maths

- Encourage your children to count the things they see and recognise numbers in the environment.
- Talk about shapes and colours that you see.

Writing

To improve small hand skills get them using their hands to build up the dexterity and strength:

- colour in
- play with play dough
- use scissors to cut
- play with beads
- make models from Duplo and other construction materials



Everyday Information

Uniform

- Tailored black trousers (not tight at the ankle, not skinny, denim or leggings style), knee length
- Black skirt or knee length black tailored shorts
- Plain white (or green) polo shirt with BLC logo on the chest
- Green sweater with BLC logo
- Grey or black pinafore dress
- Green gingham dresses (summer term only)
- White, grey, black or green socks/tights
- Black polishable shoes only (no trainers or visible logo)
- In Nursery & reception only – green jogging bottoms
- Book Bag

PE Kit

- Essentials T-shirt (White/Navy)
- Essentials Shorts (Navy)- navy shorts from other suppliers are available and accepted as PE kit.
- Essentials Tracksuit top (Navy)
- Essentials Tracksuit Bottoms (Navy) - We recommend them to be worn over their shorts so they can be taken off if they get too warm when participating.
- Knee high sports socks (Navy) Sports trainers (any colour)
- Hair tie- all students with hair length which covers the eyes or the shoulders must tie their hair up for health and safety.

Provisions:

We will provide:

- Fruit for snack time and a carton or glass of milk

You should provide:

- Water as a drink
- A book bag brought to and from school everyday
- Velcro shoes



Everyday Information

Things you need to know:

Dropping off and picking up your child

You must drop off your child at 8.30am and pick your child up at 3:00pm from their classroom door.

Breakfast Club provision is available and extra information can be provided by the school office.

Appointments – We ask that you try, as much as possible, to book any dentist or doctors appointment after the school day.

Alternative adults picking up – If a different adult is picking your child up please inform the class teacher in the morning or phone the school.

Absence

We expect good regular attendance. But if your child is unwell staying at home is best. Illnesses can spread very quickly in school! Please contact the office everyday that your child is absent, giving the reason your child is away. If your child has severe diarrhoea and sickness please do not bring them to school for at least 48 hours, after which time they should no longer be contagious. If your child has been sick or had diarrhoea only once then a period of 24h hours before returning should be followed.

Late arrivals

If you arrive late (after 8.35am) please come directly to the main office to sign in the late book.

Behaviour in school

Bridge Learning Campus is a unique all-through school where children of all ages have the right to learn, all teachers the right to teach and everyone in school the right to feel safe. We therefore have a collective and individual responsibility to respect others, ourselves, and the environment. Our fundamental principle is an unconditional positive regard for others. This, combined with rights, responsibilities and routines will produce good behaviour where everyone is able to work effectively and happily. We are an inclusive school and this policy strives to ensure inclusion is at the heart of everything we do. In order to maintain good order and appropriate behaviour, we recognize the importance of rewards and sanctions. Students' positive behaviour and participation needs to be acknowledged and rewarded; poor behaviour – especially that which interferes with others' learning or that which endangers others – will be discussed between home and school and a way forward found.



Everyday Information

Lunches

All children in Reception are entitled to a free school lunch. They can choose from a school packed lunch or a hot dinner. You can choose to send them in with a packed lunch from home. Please inform the school of any allergies your child might have.

Health and Safety:

Please make sure we have up to date medical and contact detail information on file.

- Jewellery - Stud earrings should only be worn as anything else can catch easily and be dangerous. All other jewellery is best left at home as we can't be responsible for anything that is mislaid.
- Shoes - Sensible shoes are required for Reception (this includes closed heeled sandals in the summer). We do not allow flip-flops or open heeled sandals which can cause children to trip over.
- Sun cream in sunny weather - Please apply sun cream before children come to school. They may bring in sun cream but will have to apply it themselves; staff cannot help apply sun cream. We also strongly recommend children bring in sun hats when the weather is hot.
- No personal toys allowed in school- we thank you for your support.

Communication

www.arbor-education.com

We use Arbor as our school MIS & communication system. We ask parents to sign up to the Arbor Parent Portal where you can view e-mails, SMS and In-App messages and be kept up to date about your child's life at school. The Parent Portal works on Google Chrome (computer or laptop) and you can download the Arbor App from the App Store or Google Play Store on your phone (Android 5.0; iOS 10.0 and upwards). Wait for your welcome email from us telling you Arbor is ready - you won't be able to log in before. For help with logging in please contact the school office.



Timings of the School Day:

START:
8:30 am

END:
3:00pm

Term Dates 2022/23:

Term 1: Monday 5th September 2022 to Friday 21st October 2022

Term 2: Tuesday 1st November 2022 to Friday 16th December 2022

Term 3: Thursday 5th January 2023 to Friday 10th February 2023

Term 4: Tuesday 21st February 2023 to Friday 31st March 2023

Term 5: Monday 17th April 2023 to Friday 26th May 2023

Term 6: Monday 5th June 2023 to Thursday 20th July 2023

INSET Days:

Inset Day 1: Thursday 1st September 2022

Inset Day 2: Friday 2nd September 2022

Inset Day 3: Monday 31st October 2022

Inset Day 4: Tuesday 3rd January 2023

Inset Day 5: Wednesday 4th January 2023

Inset Day 6: Monday 20th February 2023

Inset Day 7: Friday 30th June 2023

Inset Day 8: Friday 21st July 2023





Contact Information:

Address

Bridge Learning Campus
William Jessop way
Hartcliffe, Bristol
BS13 ORL

Main Telephone Contacts:

Primary 0117 9030356

Secondary 0117 3534472

General Email enquiries@blc.school

Other school contacts:

Student Services: studentservices@blc.school

Attendance Team attendance@blc.school

Special Educational Needs Team SEN@blc.school

Bullying concerns - ABC@blc.school

Admissions - join@blc.school

Twitter - [@Bristol_BLC](https://twitter.com/Bristol_BLC)

Instagram - [@bridgelearningcampus](https://www.instagram.com/bridgelearningcampus)

Facebook - Bridge Learning Campus

Website - www.bridgelearningcampus.org.uk



