



Jigsaw PSHE Policy

Bridge Learning Academy (PRIMARY)

Date of policy: December 2018

PSHE Champion: Sarah Cheshire

Review date: December 2019

Introduction

All schools must provide a curriculum that is broadly based, balanced and meets the needs of all pupils. Under section 78 of the Education Act 2002 and the Academies Act 2010, a PSHE curriculum:

- Promotes the spiritual, moral, cultural, mental and physical development of pupils at the school and of society, and
- Prepares pupils at the school for the opportunities, responsibilities and experiences of later life.

The Government's PSHE education review of PSHE Education (March 2013) stated that the subject would remain non-statutory and that no new programmes of study would be published. The DfE specified as part of its National Curriculum guidance that 'All schools should make provision for personal, social, health and economic education (PSHE), drawing on good practice'. The review also detailed:

"PSHE remains an important and necessary part of all pupils' education. We believe that all schools should teach PSHE, drawing on good practice, and have outlined this expectation in the introduction to the new National Curriculum" (Written Ministerial Statement: Review of Personal, Social, Health and Economic education, March 2013).

This Jigsaw PSHE policy is informed by existing DfE guidance on **Sex and Relationships Education** (Sex and Relationship Education Guidance, July 2000), **preventing and tackling bullying** (Preventing

and tackling bullying: Advice for head teachers, staff and governing bodies, July 2013), **Drug and Alcohol Education** (DfE and ACPO drug advice for schools: Advice for local authorities, headteachers, school staff and governing bodies, September 2012), **safeguarding** (Working Together to Safeguard Children: A guide to inter-agency working to safeguard and promote the welfare of children, March 2013 and Keeping Children Safe in Education, 2015)) and **equality** (Equality Act 2010: Advice for school leaders, school staff, governing bodies and local authorities, revised February 2013).

Links to these documents:

<http://www.education.gov.uk/aboutdfe/statutory/g00214676/sex-and-relationships-education-guidance>

<https://www.gov.uk/government/publications/dfe-and-acpo-drug-advice-for-schools>

<http://www.education.gov.uk/aboutdfe/advice/f0076899/preventing-and-tackling-bullying>

http://www.education.gov.uk/schools/guidanceandadvice?f_category=Safeguarding&page=1

Also: <https://www.gov.uk/government/publications/keeping-children-safe-in-education--2> (updated March 2015)

<http://www.education.gov.uk/aboutdfe/advice/f00215460/equality-act-2010-departmental-advice>

Aim of the Jigsaw PSHE policy

To provide pupils with the knowledge, understanding, attitudes, values and skills they need in order to reach their potential as individuals and within the community.

Pupils are encouraged to take part in a wide range of activities and experiences across and beyond the curriculum, contributing fully to the life of their school and communities. In doing so they learn to recognise their own worth, work well with others and become increasingly responsible for their own learning. They reflect on their experiences and understand how they are developing personally and socially, tackling many of the spiritual, moral, social and cultural issues that are part of growing up.

They learn to understand and respect our common humanity; diversity and differences so that they can go on to form the effective, fulfilling relationships that are an essential part of life and learning.

Objectives/Pupil learning intentions:

Jigsaw PSHE will support the development of the skills, attitudes, values and behaviour, which enable pupils to:

- Have a sense of purpose
- Value self and others
- Form relationships
- Make and act on informed decisions
- Communicate effectively
- Work with others
- Respond to challenge
- Be an active partner in their own learning
- Be active citizens within the local community
- Explore issues related to living in a democratic society
- Become healthy and fulfilled individuals

Jigsaw Content

Jigsaw covers all areas of PSHE for the primary phase, as the table below shows:

Term	Puzzle name	Content
Autumn 1:	Being Me in My World	Includes understanding my place in the class, school and global community as well as devising Learning Charters
Autumn 2:	Celebrating Difference	Includes anti-bullying (cyber and homophobic bullying included) and diversity work
Spring 1:	Dreams and Goals	Includes goal-setting, aspirations, working together to design and organise fund-raising events
Spring 2:	Healthy Me	Includes drugs and alcohol education, self-esteem and confidence as well as healthy lifestyle choices
Summer 1:	Relationships	Includes understanding friendship, family and other relationships, conflict resolution and communication skills
Summer 2:	Changing Me	Includes Sex and Relationship Education in the context of looking at change

Sex and Relationships Education

Definition of Sex and Relationships Education

'SRE is lifelong learning process of acquiring information, developing skills and forming positive beliefs and attitudes about sex, sexuality, relationships and feelings' (Sex Education Forum, 1999).

Effective SRE can make a significant contribution to the development of the personal skills needed by pupils if they are to establish and maintain relationships. It also enables children and young people to make responsible and informed decisions about their health and well-being.

SRE makes an important contribution to health and well-being by supporting children and young people's ability to learn, achieve and flourish.

"The right to education includes the right to sexual education, which is both a human right in itself and an indispensable means of realising other human rights, such as the right to health, the right to information and sexual and reproductive rights."

Report to the UN General Assembly - July 2010 | Item 69, paragraph 18

Current SRE requirements

Maintained primary and secondary schools are legally obliged to have an up-to-date SRE policy that describes the content and organisation of SRE taught outside science in the National Curriculum. This includes special schools. In primary schools if the decision is taken not to teach SRE beyond the National Curriculum this should also be documented in the policy. The policy should be made available to parents on request. It is the school governors' responsibility to ensure that the policy is developed and implemented. School governors are in law expected to give 'due regard' to the SRE 2000 guidance and to maintain an up to date RSE policy which must be made available to parents. (Learning and Skills Act, 2000).

It is good practice for academies, free schools, colleges and independent schools to have a policy on SRE. All state-funded schools must publish information in relation to each academic year, about the content of the school's curriculum for each subject, and this includes any teaching in personal, social, health and economic (PSHE) education and SRE (see 2.5 in the National Curriculum framework (DfE 2013a) and Statutory Instrument 2012 No. 1124).

There is a useful guide to [understanding sex and relationships education](#) from the Sex Education Forum.

Compulsory aspects of SRE

The sex education contained in National Curriculum science (Key Stages 1–4) is compulsory in maintained schools. In maintained secondary schools it is also compulsory for pupils to have sex education that includes HIV and AIDS and other sexually transmitted infections. All state-funded schools must have 'due regard' to the Secretary of State's guidance on SRE (DfEE, 2000). This states that:

- 'All children, including those who develop earlier than average, need to know about puberty before they experience the onset of physical changes' (1.13)
- Children should learn 'how a baby is conceived and born' before they leave primary school (1.16)

The Learning and Skills Act (2000) and the model funding agreements for academies and free schools require that state-funded schools ensure that within sex education children 'learn the nature of marriage and its importance for family life and the bringing up of children', and 'are protected from teaching and materials which are inappropriate'. The guidance includes some specific information about meeting the needs of young people, whatever their sexuality, including boys and girls and those with special educational needs. It also has advice about addressing specific issues in SRE such as menstruation, contraception, safer sex and abortion.

SRE and statutory duties in school

SRE plays a very important part in fulfilling the statutory duties all schools have to meet. SRE helps children understand the difference between safe and abusive relationships and equips them with the skills to get help if they need it. State-funded schools have responsibilities for safeguarding and a legal duty to promote pupil well-being (Education and Inspections Act 2006 Section 38).

- Sex and Relationships Education (SRE) is an important part of PSHE education (DfE, 2014).
- When any school provides SRE they must have regard to the [Secretary of State's guidance](#); this is a statutory duty. Academies do not have to provide SRE but must also have regard to Secretary of State's guidance when they do (DfE, 2013). Ofsted will evaluate how schools help to ensure a healthy lifestyle for their children (Ofsted, 2013, Subsidiary Guidance Para 64).
- It is compulsory for all maintained schools to teach the parts of sex education that fall under National Curriculum Science which must be taught to all pupils of primary and secondary age e.g. the biological aspects of puberty and reproduction (Education Act 1996, National Curriculum 2014).

Updated government safeguarding guidance is now available (Keeping Children Safe in Education, 2014a) and includes a section about being alert to signs that young girls may be at risk of female genital mutilation (FGM). School summer holiday especially during the transition from primary to secondary schools is thought to be a key risk time for FGM. See also the government Multi-agency practice guidelines: Female Genital Mutilation (2014) which includes a section for schools.

Equalities

The Equality Act 2010 covers the way the curriculum is delivered, as schools and other education providers must ensure that issues are taught in a way that does not subject pupils to discrimination. Schools have a duty under the Equality Act to ensure that teaching is accessible to all children and young people, including those who are lesbian, gay, bisexual and transgender (LGBT). Inclusive SRE will foster good relations between pupils, tackle all types of prejudice – including homophobia – and promote understanding and respect. The Department for Education have produced advice on The Equality Act 2010 and schools (DfE 2014b).

Schools have a legal duty to promote equality (Equality Act 2010) and to combat bullying (Education Act, 2006) (which includes homophobic, sexist, sexual and transphobic bullying) and Section 4.2 of the national curriculum (2014) states "Teachers should take account of their duties under equal opportunities legislation that covers race, disability, sex, religion or belief, sexual orientation, pregnancy and maternity, and gender reassignment."

Jigsaw SRE Content




The grid below shows specific SRE learning intentions for each year group in the 'Changing Me' Puzzle.

Year Group	Piece Number and Name	Learning Intentions 'Pupils will be able to...'
1	Piece 4 Boys' and Girls' Bodies	identify the parts of the body that make boys different to girls and use the correct names for these: penis, testicles, vagina
		respect my body and understand which parts are private
2	Piece 4 Boys' and Girls' Bodies	recognise the physical differences between boys and girls, use the correct names for parts of the body (penis, testicles, vagina) and appreciate that some parts of my body are private
		tell you what I like/don't like about being a boy/girl
3	Piece 1 How Babies Grow	understand that in animals and humans lots of changes happen between conception and growing up, and that usually it is the female who has the baby
		express how I feel when I see babies or baby animals
	Piece 2 Babies	understand how babies grow and develop in the mother's uterus and understand what a baby needs to live and grow
		express how I might feel if I had a new baby in my family
	Piece 3 Outside Body Changes	understand that boys' and girls' bodies need to change so that when they grow up their bodies can make babies
		identify how boys' and girls' bodies change on the outside during this growing up process
4		recognise how I feel about these changes happening to me and know how to cope with those feelings
	Piece 4 Inside Body Changes	identify how boys' and girls' bodies change on the inside during the growing up process and why these changes are necessary so that their bodies can make babies when they grow up
		recognise how I feel about these changes happening to me and how to cope with these feelings
	Piece 2 Having A Baby	correctly label the internal and external parts of male and female bodies that are necessary for making a baby
		understand that having a baby is a personal choice and express how I feel about having children when I am an adult

Piece 3
Girls and
Puberty

describe how a girl's body changes in order for her to be able to have babies when she is an adult, and that menstruation (having periods) is a natural part of this

know that I have strategies to help me cope with the physical and emotional changes I will experience during puberty



5	Piece 2 Puberty for Girls	explain how a girl's body changes during puberty and understand the importance of looking after myself physically and emotionally
		understand that puberty is a natural process that happens to everybody and that it will be OK for me
	Piece 3 Puberty for Boys and Girls	describe how boys' and girls' bodies change during puberty express how I feel about the changes that will happen to me during puberty
6	Piece 4 Conception	understand that sexual intercourse can lead to conception and that is how babies are usually made understand that sometimes people need IVF to help them have a baby appreciate how amazing it is that human bodies can reproduce in these ways
	Piece 2 Puberty	explain how girls' and boys' bodies change during puberty and understand the importance of looking after myself physically and emotionally express how I feel about the changes that will happen to me during puberty
	Piece 3 Girl Talk/Boy Talk	ask the questions I need answered about changes during puberty reflect on how I feel about asking the questions and about the answers I receive
	Piece 4 Babies – Conception to Birth	describe how a baby develops from conception through the nine months of pregnancy, and how it is born recognise how I feel when I reflect on the development and birth of a baby
	Piece 5 Attraction	understand how being physically attracted to someone changes the nature of the relationship express how I feel about the growing independence of becoming a teenager and am confident that I can cope with this

Withdrawal from SRE lessons

Parents/carers have the right to withdraw their children from all or part of the Sex and Relationships Education provided at school except for those parts included in statutory National Curriculum Science. Those parents/carers wishing to exercise this right are invited in to see the head teacher and/or SRE Co-ordinator who will explore any concerns and discuss any impact that withdrawal may have on the child. Once a child has been withdrawn they cannot take part in the SRE programme

until the request for withdrawal has been removed. Materials are available to parents/carers who wish to supplement the school SRE programme or who wish to deliver SRE to their children at home.

Working with parents and carers

The government guidance on SRE (DfEE 2000) emphasises the importance of schools working in partnership with parents and carers. Under current legislation schools should enable parents to exercise their right to withdraw their children (until the age of 19) from any school SRE taught outside National Curriculum Science (Education Act 1996). This applies to maintained primary and secondary schools and includes pupils attending a sixth form that is part of a school. It does not apply to sixth form colleges and further education colleges. Parents have a legal right to see the school SRE policy and to be given a copy of it (Education Act 1996). Parents should also be aware that schools are legally required to provide a broad and balanced curriculum. Sex and relationships topics can arise incidentally in other subjects and it is not possible to withdraw pupils from these relatively limited and often unplanned discussions.

Drug and Alcohol Education

Definition of 'Drugs':

This policy uses the definition that a drug is: 'A substance people take to change the way they feel, think or behave' (United Nations Office on Drugs and Crime). The term 'Drugs' includes

- All illegal drugs
- All legal drugs including alcohol, tobacco and volatile substances which can be inhaled
- All over-the-counter and prescription medicines

Effective Drug and Alcohol Education can make a significant contribution to the development of the personal skills needed by pupils as they grow up. It also enables young people to make responsible and informed decisions about their health and well-being.

Moral and Values Framework

The Drug and Alcohol Education programme at our school reflects the school ethos and demonstrates and encourages the following values. For example:

- Respect for self
- Respect for others
- Responsibility for their own actions
- Responsibility for their family, friends, schools and wider community

Jigsaw Drug and Alcohol Education Content

The grid below shows specific Drug and Alcohol Education learning intentions for each year group in the 'Healthy Me' Puzzle.

<i>Year Group</i>	<i>Piece Number and Name</i>	<i>Learning Intentions 'Pupils will be able to...'</i>
2	Piece 3 Medicine Safety	understand how medicines work in my body and how important it is to use them safely
3	Piece 3 What Do I Know About Drugs?	feel positive about caring for my body and keeping it healthy tell you my knowledge and attitude towards drugs identify how I feel towards drugs
4	Piece 3 Smoking	understand the facts about smoking and its effects on health, and also some of the reasons some people start to smoke can relate to feelings of shame and guilt and know how to act assertively to resist pressure from myself and others
	Piece 4 Alcohol	understand the facts about alcohol and its effects on health, particularly the liver, and also some of the reasons some people drink alcohol can relate to feelings of shame and guilt and know how to act assertively to resist pressure from myself and others
5	Piece 1 Smoking	know the health risks of smoking and can tell you how tobacco affects the lungs, liver and heart

© Copyright: Jigsaw PSHE Ltd. 2015

		make an informed decision about whether or not I choose to smoke and know how to resist pressure
	Piece 2 Alcohol	know some of the risks with misusing alcohol, including anti-social behaviour, and how it affects the liver and heart
6	Piece 2 Drugs	make an informed decision about whether or not I choose to drink alcohol and know how to resist pressure know about different types of drugs and their uses and their effects on the body particularly the liver and heart
	Piece 3 Alcohol	be motivated to find ways to be happy and cope with life's situations without using drugs evaluate when alcohol is being used responsibly, anti-socially or being misused tell you how I feel about using alcohol when I am older and my reasons for this

How is Jigsaw PSHE organised in school?

Jigsaw brings together PSHE Education, emotional literacy, social skills and spiritual development in a comprehensive scheme of learning. Teaching strategies are varied and are mindful of preferred learning styles and the need for differentiation. Jigsaw is designed as a whole school approach, with all year groups working on the same theme (Puzzle) at the same time. This enables each Puzzle to start with an introductory assembly, generating a whole school focus for adults and children alike.

There are six Puzzles in Jigsaw that are designed to progress in sequence from September to July. Each Puzzle has six Pieces (lessons) which work towards an 'end product', for example, The School Learning Charter or The Garden of Dreams and Goals.

Each Piece has two Learning Intentions: one is based on specific PSHE learning (covering the non-statutory national framework for PSHE Education but enhanced to address children's needs today); and one is based on emotional literacy and social skills (covering the SEAL learning intentions but also enhanced). The enhancements mean that Jigsaw is relevant to children living in today's world as it helps them understand and be equipped to cope with issues like body image, cyber and homophobic bullying, and internet safety.

Every Piece (lesson) contributes to at least one of these aspects of children's development. This is mapped on each Piece and balanced across each year group.

Differentiation/SEN

Jigsaw is written as a universal core curriculum provision for all children. Inclusivity is part of its philosophy. Teachers will need, as always, to tailor each Piece to meet the needs of the children in their classes. To support this differentiation, many Jigsaw Pieces suggest creative learning activities that allow children to choose the media with which they work and give them scope to work to their full potential. To further help teachers differentiate for children in their classes with special educational needs, each Puzzle includes a P-level grid with suggested activities for children working at each of those levels.

Safeguarding

Teachers need to be aware that sometimes disclosures may be made during these sessions; in which case, safeguarding procedures must be followed immediately. Sometimes it is clear that certain children may need time to talk one-to-one after the circle closes. It is important to allow the time and appropriate staffing for this to happen. If disclosures occur, the school's disclosure and/or confidentiality policy is followed.

Assessment

Teachers will be eager to ensure children are making progress with their learning throughout their Jigsaw experience. Therefore, each Puzzle (except Puzzle 1) has a built-in assessment task, usually in Piece 5 or 6. This task is the formal opportunity for teacher assessment, but also offers children the chance to assess their own learning and have a conversation with the teacher about their two opinions. The task can usually be used as evidence in the Jigsaw Journal.

Each Puzzle has a set of three level descriptors for each year group:

Working towards

Working at

Working beyond

It is envisaged that, at the beginning of a Puzzle, children will be given the 'My Jigsaw Learning Record' for that Puzzle, so that it is clear to them what they are aiming to achieve. They stick this into their Jigsaw Journal. After completion of the assessment task, the teacher and the child return to the 'My Jigsaw Learning Record' and the child colours in the attainment descriptor he thinks he has achieved. The teacher does the same and facilitates a conversation with the child about his learning progress for that Puzzle. Do they agree? They both complete the evaluation boxes on the child's learning record, focussing on how progress could be made in the next Puzzle.

Recording and tracking progress

To support the teacher in tracking each child's Jigsaw Learning progress throughout the year, there is an overview sheet for each child: 'My Learning Progress This Year.' This sheet has the three attainment descriptors for each Puzzle (Puzzles 2-6). After each assessment task, the teacher, using a best-fit approach, decides whether the child is working at, towards or beyond and highlights the appropriate descriptor box on that child's overview sheet. There is also space for the teacher's comments. This sheet gives a quick visual representation of where the child is in each Puzzle.

Reporting to Parents/Carers

Each Puzzle's assessment task and attainment descriptors assist the teacher in reporting meaningful learning progress to parents/carers. The descriptors can be used as a starting point when considering what to write on children's reports.

The Attainment Descriptors

Please be aware that these attainment descriptors are specific to Jigsaw and to year groups. They are designed to give guidance when considering each child's learning journey. They are **not** nationally-recognised. There are no national level descriptors for PSHE.

The Jigsaw philosophy is that children are praised and their achievements celebrated in every Piece. It demands a positive relationship between the teacher and the children which, in itself, values and celebrates each individual. Appropriate time is allocated for this process.

Monitoring and evaluation

The PSHE co-ordinator will monitor delivery of the programme through observation and discussion with teaching staff to ensure consistent and coherent curriculum provision.

Evaluation of the programme's effectiveness will be conducted on the basis of:

- Pupil and teacher evaluation of the content and learning processes
- Staff meetings to review and share experience

External contributors

External contributors from the community, e.g. health promotion specialists, school nurses, and community police and fire officers, make a valuable contribution to the Jigsaw PSHE programme. Their input should be carefully planned and monitored so as to fit into and complement the programme.

Teachers MUST always be present during these sessions and remain responsible for the delivery of the Jigsaw PSHE programme.

The Learning Environment

Establishing a safe, open and positive learning environment based on trusting relationships between all members of the class, adults and children alike, is vital. To enable this, it is important that 'ground rules' are agreed and owned at the beginning of the year and are reinforced in every Piece – by using The Jigsaw Charter. (Ideally, teachers and children will devise their own Jigsaw Charter at the beginning of the year so that they have ownership of it.) It needs to include the aspects below:

The Jigsaw Charter

- We take turns to speak
- We use kind and positive words
- We listen to each other
- We have the right to pass
- We only use names when giving compliments or when being positive
- We respect each other's privacy (confidentiality)

Teaching Sensitive and Controversial Issues

For example:

Sensitive and controversial issues are certain to arise in learning from real-life experience. Teachers will be prepared to handle personal issues arising from the work, to deal sensitively with, and to follow up appropriately, disclosures made in a group or individual setting. Issues that we address that are likely to be sensitive and controversial because they have a political, social or personal impact or deal with values and beliefs include: family lifestyles and values, physical and medical issues, financial issues, bullying and bereavement.

Teachers will take all reasonable, practical steps to ensure that, where political or controversial issues are brought to pupils' attention, they are offered a balanced presentation of opposing views. Teachers will adopt strategies that seek to avoid bias on their part and will teach pupils how to recognise bias and evaluate evidence. Teachers will seek to establish a classroom climate in which all pupils are free from any fear of expressing reasonable points of view that contradict those held either by their class teachers or their peers.

Answering Difficult Questions and Sensitive Issues

Staff members are aware that views around SRE- and Drug and Alcohol Education-related issues are varied. However, while personal views are respected, all SRE and Drug and Alcohol Education issues are taught without bias using Jigsaw. Topics are presented using a variety of views and beliefs so that pupils are able to form their own, informed opinions but also respect that others have the right to a different opinion.

Both formal and informal SRE and Drug and Alcohol Education arising from pupils' questions are answered according to the age and maturity of the pupil(s) concerned. Questions do not have to be answered directly, and can be addressed individually later. The school believes that individual teachers must use their skill and discretion in this area and refer to the Child Protection Coordinator if they are concerned.

Our school believes that SRE and Drug and Alcohol Education should meet the needs of all pupils, answer appropriate questions and offer support. In Jigsaw Pieces that cover SRE provision, this should be regardless of their developing sexuality and be able to deal honestly and sensitively with sexual orientation, answer appropriate questions and offer support. Homophobic bullying is dealt with strongly yet sensitively. The school liaises with parents/carers on this issue to reassure them of the content and context.

Involving parents and carers

The school believes that it is important to have the support of parents, carers and the wider community for the Jigsaw PSHE programme. Parents and carers are/will be given the opportunity to find out about and discuss the Jigsaw PSHE programme through:

- * Parent/carer Jigsaw awareness session
- * Parents'/carers' evenings
- * Involvement in policy development
- * Involvement in curriculum development
- * Information leaflets/displays

Pupil Consultation:

- It is useful for pupils to be consulted on their own personal, social and citizenship development. Ask pupils either in individual classes or through the school council what sort of person they would like to be by the time they leave this school; what qualities, skills, attitudes, values are important to them as people?
- Develop this further by asking pupils how they feel the school could support them with this, what initiatives the school could implement to support this e.g. friendship benches, peer mentoring systems.

Links to other policies and curriculum areas

We recognise the clear link between Jigsaw PSHE and the following policies and staff are aware of the need to refer to these policies when appropriate.

- Science curriculum
- Teaching and Learning Policy
- Equal Opportunities Policy
- Child Protection Policy

Training and support for staff

All staff benefit from Jigsaw PSHE training in order to enhance their PSHE delivery skills. Opportunities are provided for staff to identify individual training needs on a yearly basis and relevant support is provided.

In addition to this, support for teaching and understanding PSHE issues is incorporated in our staff INSET programme, drawing on staff expertise and/or a range of external agencies.

Dissemination

This policy is available on our school website where it can be accessed by the community. Training is regularly delivered to staff on the policy content. Copies are available from the school office on

request from parents/carers.

Confidentiality and Child Protection Issues

As a general rule a child's confidentiality is maintained by the teacher or member of staff concerned. If this person believes that the child is at risk or in danger, she/he talks to the named child protection co-ordinator who takes action as laid down in the Child Protection Policy. All staff members are familiar with the policy and know the identity of the member of staff with responsibility for Child Protection issues. The child concerned will be informed that confidentiality is being breached and reasons why. The child will be supported by the teacher throughout the process.

Policy Review

This policy is reviewed annually.

	Signed Headteacher	Signed Chair of Governors
Date of review:		
Date of next review:		